






	LED	3000 K							
Downlight L 825	30 years (Ø 4,5h / day)	3000K warm-white	intelligent high frequency sensor 160°	1 - 5 m	IP44	2 - 1000 lux	Light source not exchangeable	Control gear not exchangeable	5 sec - 15 min

Function description

The most modern outdoor light in the world. Designer sensor-switched outdoor light with invisible high-frequency sensor, ideal for building entrances and fronts of buildings, 7,5 W STEINEL LED lighting system, 466 lm, 160° coverage angle, reach from 1 - 5 m, for stylish downlighting, includes soft light start and optional manual override for 4 hours.

Technical specifications

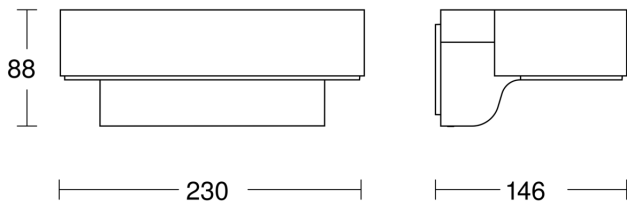
Dimensions (L x W x H)	145 x 230 x 88 mm	Reach, radial	r = 5 m (35 m ²)
With lamp	Yes, LED lamp	Reach, tangential	r = 5 m (35 m ²)
Manufacturer's Warranty	3 years	Photo-cell controller	Yes
Settings via	Potentiometers	Transmitter power	< 1 mW
With remote control	No	Luminous flux total product	466 lm
Version	Silver	Measured luminous flux (360°)	466 lm
PU1, EAN	4007841671419	Total product efficiency	62 lm/W
Application, place	Outdoors	Colour temperature	3000 K
Application, room	garden, front door, courtyard & driveway, all round the building, terrace / balcony	Lamp	LED cannot be replaced
Colour	Silver	Service life LED L70B50 (25°)	> 60000 h
includes sheet of self-adhesive numbers	No	Base	without
Installation site	wall	LED cooling system	Active and Passive Thermo Control
Impact resistance	IK03	Soft light start	Yes
IP-rating	IP44	Continuous light	selectable, 4h
Protection class	II	Functions	Motions sensor
		Twilight setting	2 – 2000 lx
		Time setting	5 s – 15 Min.

Technical specifications

Ambient temperature	-20 – 40 °C
Housing material	Aluminium
Cover material	Plastic, opal
Mains power supply	220 – 240 V / 50 – 60 Hz
Output	7,5 W
Mounting height max.	2,50 m
Slave modeselectable	Yes
Sneak-by guard	Yes
Capability of masking out individual segments	No
Electronic scalability	Yes
Mechanical scalability	No

Basic light level function	Yes
Basic light level function time	10/30 min, all night
Interconnection	No
Basic light level function in per cent	10 %
Basic light level function percentage, from	10 %
Basic light level function percentage, up to	10 %
Colour Rendering Index CRI	= 82
Optimum mounting height	2 m

Dimension Drawing



Circuit diagram

